



**Roca**

**Essence**

# Essence

Embrace the natural beauty of wood in your home with Essence - a serie that replicates the intricate patterns and rich grains of real wood. With its authentic design, this collection radiates warmth and comfort, creating a serene and tranquil ambiance in any space. Essence is available in four stunning shades, offering a variety of options to suit your personal style and preferences.

Glazed Porcelain

9"x35"

# Essence

Glazed Porcelain


8.5  
mm



9"x35"  
23x89 cm




## Pearl



9"x35"




## Maple



9"x35"



## Silver



9"x35"

# Essence

Glazed Porcelain

## Technical Specifications

| <b>CHARACTERISTICS</b>                 | <b>STANDARD</b> | <b>DECLARED ASTM</b>          |
|--|-----------------|-------------------------------|
| Water Absorption                       | C373            | <=0.5%                        |
| Break Strength                         | C648            | Min. 275                      |
| Scratch Hardness                       | MOH's Scale     | N/A                           |
| Chemical Resistance                    | C650            | CLASS A (Resist) <sup>1</sup> |
| Stain Resistance                       | C1378           | CLASS A                       |
| Frost Resistance                       | C1026           | Resistant                     |
| Group                                  | SEE FAQS        | 4                             |
| PEI - Glazed Tiles                     | C1027           | 4                             |
| Minimum Bond Strength (PSI)            | C482            | 165                           |
| Dynamic Coefficient of Friction (DCOF) | A137.1          | >=0.42                        |
| Shade and Texture Rating               | CTDA "V"        | V3                            |
| Facial Dimensions                      | C499            | Pass                          |
| Range of Thickness                     | C499            | Pass                          |
| Warpage                                | C485            | Pass                          |
| Wedging                                | C502            | Pass                          |

## Packaging Info

| <b>Size</b> | <b>SF per carton</b> | <b>PC per carton</b> | <b>BX per pallet</b> |
|-------------|----------------------|----------------------|----------------------|
| 9"x35"      | 13.08                | 6                    | 60                   |